


AP Biology

Teacher: Mr. Garcia

Room: 7-10

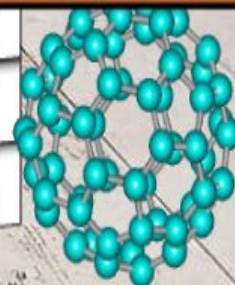


Welcome Back To Valley High School!

8/12/24


Today's Agenda:

1. Attendance
2. Seating Chart
3. Bell Schedule
4. Lab Safety Contract
5. Ice Breaker - Stacking Cups





Collaborate Board



What is the purpose for you to take AP Biology?

How to Edit

Click [Edit This Slide](#) in the plugin to make changes.

Don't have the Nearpod add-on? Open the "Add-ons" menu in Google Slides to install.



Course Syllabus

- AP Biology Description
 - Introductory college-level one year course
 - Laboratory activities, projects, textbook material, models, diagrams, journal writings, and clinical studies
 - Apply to medical field careers and biological research careers
- AP Biology Objective
 - Apply to standards that focus on the following eight units:
 - Chemistry of Life
 - Cell Structure and Function
 - Cellular Energetics
 - Cell Communication and Cell Cycle
 - Heredity
 - Gene Expression and Regulation
 - Natural Selection
 - Ecology





Course Objectives

You will be able to:


- Appreciate the study of life
- Identify and understand unifying principles within a diversified biological world
- Understand the process of inquiry
- Develop critical thinking skills
- Understand biological issues that impacts lives

4 Big Ideas



- Big Idea 1: Evolution
- Big Idea 2: Energetics
- Big Idea 3: Information Storage and Transmission
- Big Idea 4: Systems Interactions

AP Biology: Fascinating and Fun!



Why Study AP Biology?

- Prepared for college
- Health careers
- Biological research careers



Classroom Materials



- *Biology for the AP Course* (Textbook)
- AP Biology Notebook
- Chromebook
- Notebook (3-Ring Binder)
- Writing tools (#2 pencil, blue or black pen)
- College-Ruled paper
- Drawing paper
- Graph paper
- Colored pencils, markers or crayons
- Highlighters
- Glue stick
- Ruler
- Scissors
- Index cards (3 x 5)
- 4- Function Calculator or Graphing Calculator

Classroom WebSites:

www.sausd.us/valley

classroom.google.com

Canvas website

Classroom Rules


In order to effectively learn in class, students must obey the following rules:

1. Be in assigned seat before the tardy bell rings.
2. Bring notebook, chromebook, and pencil/pen to class.
3. Turn in assignments neatly and on time.
4. Treat peers and teacher with courtesy and respect.
5. Listen attentively to teacher and peers when speaking or giving directions.
6. Conduct safety rules at all times.




Discipline Plan

- Rewards for following rules:
 1. Verbal and/or Written Praise.
 2. Given Extra Credit.
 3. Receive Token Awards.
 4. Receive Outstanding Citizenship.
- Consequences for not following the rules:
 1. 1st offense = Verbal Warning
 2. 2nd offense = Teacher Conference and/or Seat Change
 3. 3rd offense = Phone Call Home
 4. 4th offense = Behave Out and Parent Conference



Grades

1. Assignments and Homework
2. Laboratory Reports and Projects
3. Assignment Notebook
4. Quizzes/Unit Exams
5. Citizenship (Attendance and Behavior)
6. Extra Credit





Grading Scale

90% - 100%	A
80% - 89%	B
70% - 79%	C
60% - 69%	D
0% - 59%	F



Open Ended Question

Ready? Enter your answer here.

How to Edit

Click [Edit This Slide](#) in the plugin to make changes.

Don't have the Nearpod add-on? Open the "Add-ons" menu in Google Slides to install.



Teaching Only Happens with Attendance!


- Regular attendance is important to success
- Only reasons for absence:
 - Illness (we need a note and a phone call!)
 - Medical/Dental Appointments (after school, please!)
 - Court Appearances (notice in advance)
 - Death in the Family (let us help with grieving)

**PLEASE, A PHONE CALL AND A NOTE
BOTH....ALWAYS!!**

ATTENDANCE OFFICE: (714) 241-6410

Absences

- You must bring an excused note or phone call to the attendance office to clear your absence. You are responsible for making up any work that you have missed. If you are absent on the day an assignment is due, you must turn it in on the day you return.



Academic Honesty

- It is your job to convince me that you are not cheating. Ways to convince me:
 1. Keep Your Eyes On Your Own Paper or Chromebook Screen.
 2. Keep Your Answer Sheet or Chromebook Screen Covered.
 3. Avoid Copying from Online Websites and Resources
- If I Suspect that you are cheating, the following will take place:
 1. 1st time X on paper (10 points off)
 2. 2nd time 0% on test, quiz or homework assignment
 3. 3rd time: 0% and an office referral



Tutoring

- Tutoring is available before or after school by appointment.
- It is also available in the NAC and Falcon Club.



Parent/Guardian Signature

- First Homework Assignment (5 pts.)
 - Parent/Guardian Signature With Date
 - Student Signature With Date

